

HKUGA College
2020-21 Activities and Events
Enrolment Procedures for Extended Learning Activities (ELA)

Before Enrolment

1. Learn about your Character Strengths
2. Read the description of each online ELA
(<https://www.hkugac.edu.hk/nurture/strive-for-virtue/my-possibilities/the-journey-begins>)
3. Choose ones that interest you **AND** can cater for your learning needs

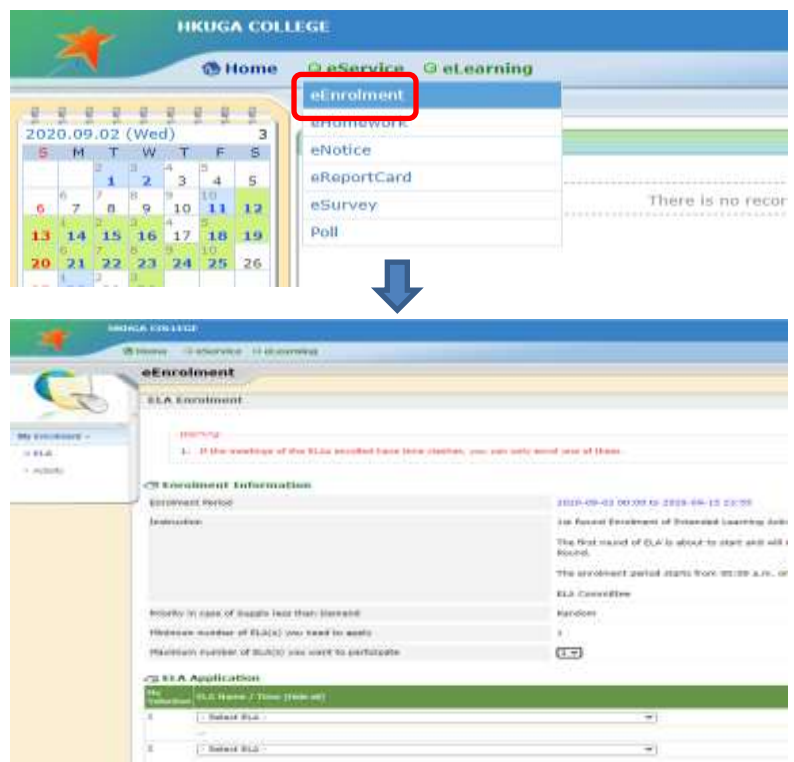
During Enrolment (Enrolment Period: 12-15 Sep, 2020)

Step 1

Go to eClass page, login eClass (<https://eclass.hkugac.edu.hk/templates/>)

Step 2

Click eService eEnrolment icon



Step 3

Choose the maximum number of ELA(s) you want to participate

Priority in case of Supply less than Demand: Random

Minimum number of ELA(s) you need to apply: 1

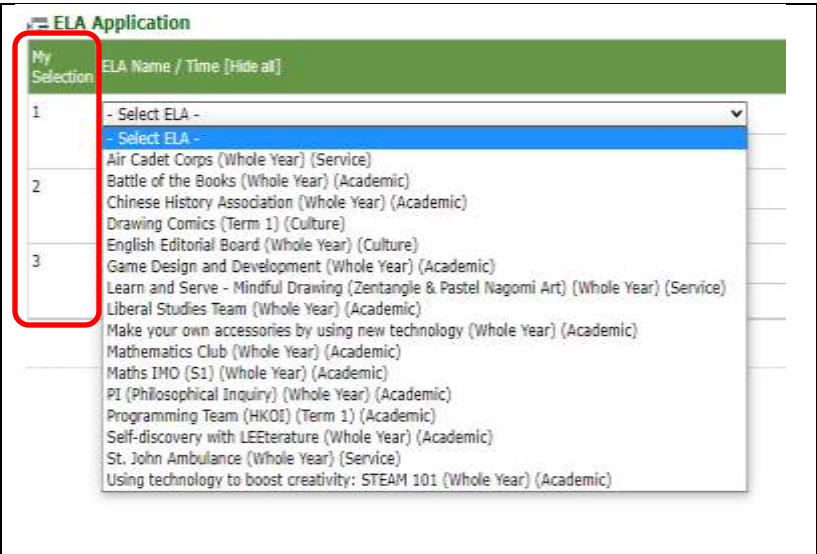
Maximum number of ELA(s) you want to participate: 3

eEnrolment Application

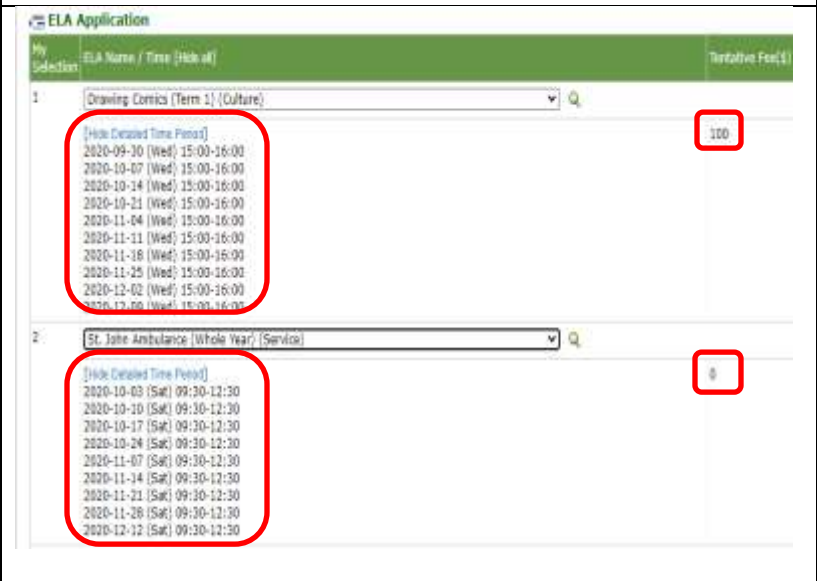
My Selection	ELA Name / Time [Hide all]
1	- Select ELA -
2	- Select ELA -
3	- Select ELA -

Step 4
Select ELA

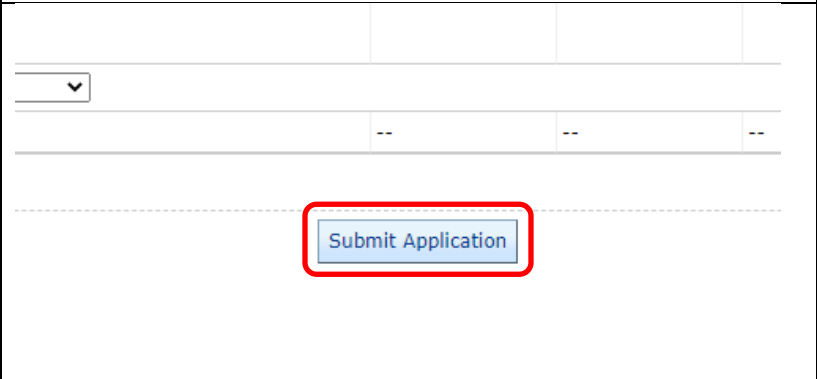
**** Remarks ****
Please note that these will be your final selection of ELAs, NOT your priority for ELAs.



Step 5
Check the date and the fee



Step 6
Click "Submit Application"



After Enrolment

1. An eNotice for registration will be sent to your parents
2. Confirm and register your ELA by your parents signing the eNotice between 18-25 September, 2020
3. Fees for your registered ELA(s) (if applicable) will be deducted from your Custodian Account
4. Enjoy your learning at your selected ELAs